



EVACUATIONS. FASTER.



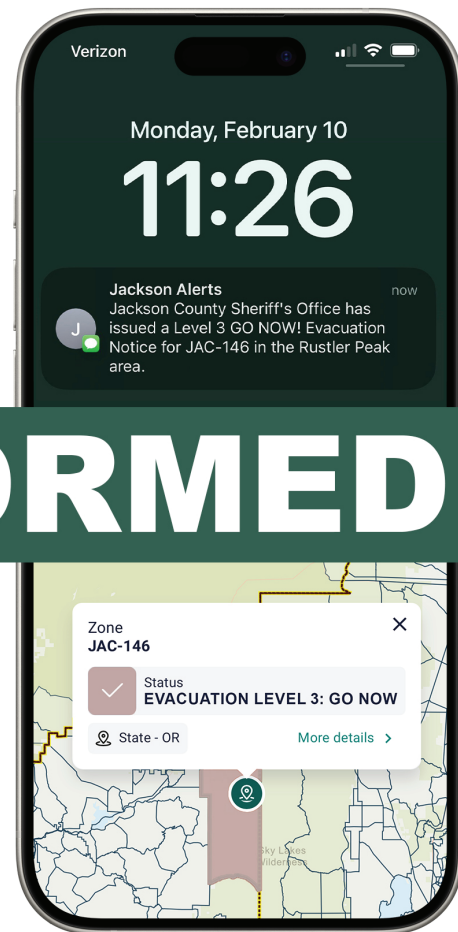
JACKSON Alerts

Sign up for JACKSON Alerts
jacksoncountyor.gov/alerts

STAY INFORMED

Know Your Zone

- 1 Go to protect.genasys.com or jacksoncountyor.gov/alerts
- 2 Enter your address into the search bar
- 3 Find your zone in the pop-up window, write it down



BE PREPARED

jacksoncountyor.gov/alerts



WE WANT TO HEAR FROM YOU!

Get the latest updates on City happenings and events by following our social media accounts.
facebook.com/CityofMedford | cityofmedfordor | @cityofmedford



CITY OF MEDFORD

TOWN HALL – SPRING 2025



MEDFORDOREGON.GOV

MAYOR & CITY COUNCILORS

Email: council@cityofmedford.org



Michael Zarosinski
Mayor



Jessica Ayres
Ward 1



Mike Kerlinger
Ward 1



John Quinn
Ward 2




Zac Smith
Ward 2



Kevin Stine
Ward 3



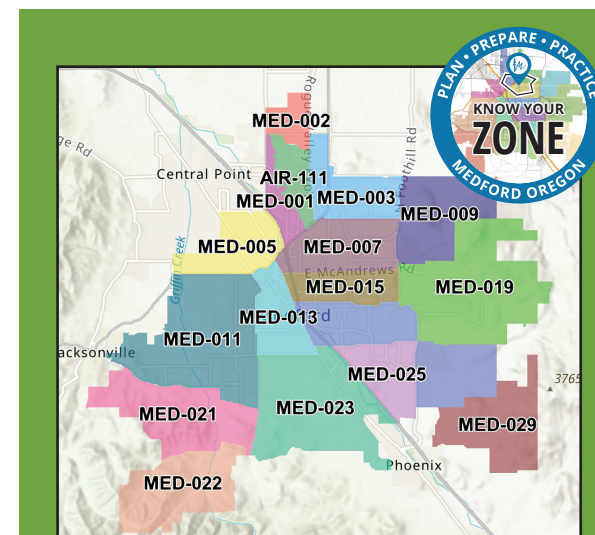
Garrett West
Ward 3



Nick Card
Ward 4



Kevin Keating
Ward 4



Know Your Zone

The City of Medford has created 14 evacuation zones to guide emergency response and keep you informed when minutes matter.

What to Do:

Visit MedfordOregon.gov/BePrepared or scan the code below.



1. Enter your address
2. Find your zone, review the map, and print a copy

Download evacuation routes and checklists (available in English and Spanish)

Note: This tool covers addresses in Medford city limits and Fire District 2 only.

Building a Resilient Medford

The City of Medford is committed to community safety and emergency preparedness. We work year-round to reduce risks, respond to emergencies, and support residents before, during, and after a disaster. But preparedness starts at home.

Emergencies can happen at any time. Planning ahead gives you and your loved ones the best chance of staying safe.

What You Can Do:

- **Stay Informed:** Understand the risks where you live—wildfires, floods, earthquakes, and extreme weather.
- **Make a Plan:** Talk with your family about how you'll communicate, where you'll meet, and what to do if you're separated.
- **Build a Kit:** Stock up on essential supplies to support your household for at least two weeks.

This booklet includes local resources, safety tips, and planning tools to help you prepare. Take the time now to get ready—it can make all the difference when it matters most.

EMERGENCY PREPAREDNESS




MAKE A PLAN



BUILD A KIT



BE INFORMED




Be Prepared: Your Safety Starts with a Plan

Make a plan today. Your family may not be together if a disaster strikes, so it is important to know which types of disasters could affect your area. Know how you'll contact one another and reconnect if separated. Establish a family meeting place that's familiar and easy to find.

- ➔ **Step 1:** Put a plan together by discussing the questions below with your family, friends or household to start your emergency plan.
- ➔ **Step 2:** Consider specific needs in your household.
- ➔ **Step 3:** Create a Family Emergency Plan.
- ➔ **Step 4:** Practice your plan with your family/household.

Visit [ready.gov](https://www.ready.gov) or scan code for planning tips and printable checklists.



Wildfire Risk in Medford

Wildfires are a real threat during our hot, dry summers. The City of Medford actively works to reduce fire danger and protect neighborhoods.

City Efforts:

- Enforcing vegetation management and firebreak requirements
- Partnering with ODF for fuel reduction in high-risk areas
- Managing wildfire plans like the Prescott Park Strategic Fire Plan

Resident Actions:

- Remove dry brush and debris around your home
- Maintain a 30-ft firebreak (for lots over 1 acre)
- Monitor Red Flag Warnings and evacuate early when advised

Do you have a KIT?



Preparedness means being equipped with the supplies you may need during an emergency or disaster.

Keep them in an emergency kit you can use at home or take with you in case of an evacuation.



Be Informed: Where to Get Help and Updates

Quick access to accurate information makes a big difference in an emergency.

Resources:

- **Dial or Text 211** or visit [211info.org](https://www.211info.org) for health, housing, and social services
- **Power Outages:** Visit [PacificPower.net](https://www.pacificpower.net) for updates
- **Road Conditions:** Dial 511 or visit [tripcheck.com](https://www.tripcheck.com)
- **Weather Forecasts:** National Weather Service - Medford [weather.gov/mfr](https://www.weather.gov/mfr)
- **City Issues (downed trees, streetlights, icy roads):** Call **541-774-2600** - Medford Public Works



Red Flag Warning = High Fire Risk:

Stay alert. Prescott Park closes during these warnings.



Flood Preparedness

Floods can happen quickly — especially in low-lying areas or after heavy storms.

Stay Safe:

- Know your flood risk and evacuation routes
- Move valuables to higher ground
- Pack a go-bag with essentials in waterproof containers



Build Your Emergency Kit

After a disaster, help may take days to arrive. Be ready to stay safe and self-sufficient.

Your Kit Should Include:

- Two weeks of food and water
- Medications & first aid supplies
- Flashlight & batteries
- Documents & chargers
- Comfort items for children or pets

Scan for Red Cross Emergency Kit Guide:



Stay Connected with the City of Medford

Want to stay up to date on city news and events?

Subscribe for:

- City events & programs
- Traffic alerts & road closures
- Project updates & job openings
- Monthly eNewsletter

Visit [medfordoregon.gov/subscribe](https://www.medfordoregon.gov/subscribe) or scan the QR code to sign up.

