



MEDFORD PLANNING

Date of Notice: April 1, 2021

File No.: CP- 21-065
Contact: Sarah Sousa

NOTICE OF PUBLIC HEARING - PLANNING COMMISSION

Hearing Date: Thursday – April 22, 2021
Hearing Time: 5:30 pm
Location: Virtual – see information below

This notice is to inform you of an upcoming opportunity to participate in a public hearing before the Medford Planning Commission.

What is being considered? An amendment to the Southeast Plan of the Neighborhood Element of the Medford Comprehensive Plan related to removing the future requirement for a right-in/right-out only traffic median in North Phoenix Road at its intersection with Shamrock Drive.

How do I obtain additional information? You may contact the Planning Department at 541-774-2380 between the hours of 8 a.m. and 5 p.m. weekdays to make arrangements to review the application, all documents and evidence submitted, and the criteria relating to this proposal. The agenda and the staff report for this project will be available seven (7) days prior to the public hearing, and can also be viewed on the City website (www.cityofmedford.org). Copies may be obtained at minimal cost. A hearing and final decision will be conducted by the City Council at a later date.

Who do I contact? Questions can be directed to the contact listed above at 541-774-2380.

Change to Public Hearing Procedure: Office of the Governor Executive Orders require that the governing body of a public body hold public meetings and hearings in compliance with social distancing and face covering requirements. This meeting is being conducted by virtual means in compliance with the Governor's Orders.

The Planning Commission encourages written comments. Public comments will be accepted via first class mail or email until noon on Thursday, April 22, 2021. Please email comments or public hearing testimony pertaining to this agenda item to sarah.sousa@cityofmedford.org. Be sure to include your name, address and phone number. All comments pertaining to this item, received by noon, will be provided to the Planning Commission at the meeting. The meeting may be viewed on Charter Channel 181, streamed on the City website or on RVTV at rvtv.sou.edu.

You may participate in the virtual meeting either online or over the phone. Instructions for using Zoom are attached.

Website: [Zoom.us](https://zoom.us)

Webinar ID: 884 8749 5237

For Telephone: US: +1 346 248 7799
or +1 669 900 6833

City of Medford

411 W. 8th Street, Medford, OR 97501

(541) 774-2380

cityofmedford.org

or +1 253 215 8782
or +1 312 626 6799
or +1 929 205 6099
or +1 301 715 8592

What happens at a Public Hearing? At the public hearing, the Chair will open the hearing and invite all interested parties to direct their testimony and evidence toward the regulations found in the Medford Land Development Code, specifically the criteria that apply to this project. The applicable criteria are included with this notice. You are invited to speak at the hearing stating why you favor or oppose this proposal. You may also write a letter or email to the Commission prior to the hearing that can be submitted as a part of the public record. You must testify in either manner to have standing; standing gives you the legal ability to appeal a decision that is made by the Commission on this project. Oregon Revised Statutes state that failure to raise an issue in a hearing, either in person or by letter, or failure to provide statements or evidence sufficient to afford the Commission an opportunity to respond to the issue precludes appeal to the Land Use Board of Appeals based on that issue.

Please be aware that communications made through Email and Messaging systems shall in no way be deemed to constitute legal notice to the City of Medford or any of its agencies, officers, employees, agents, or representatives, with respect to any existing or potential claim or cause of action against the City or any of its agencies, officers, employees, agents, or representatives, where notice to the City is required by any federal, state or local laws, rules, or regulations.

Respectfully,



Matt Brinkley
Planning Director, AICP

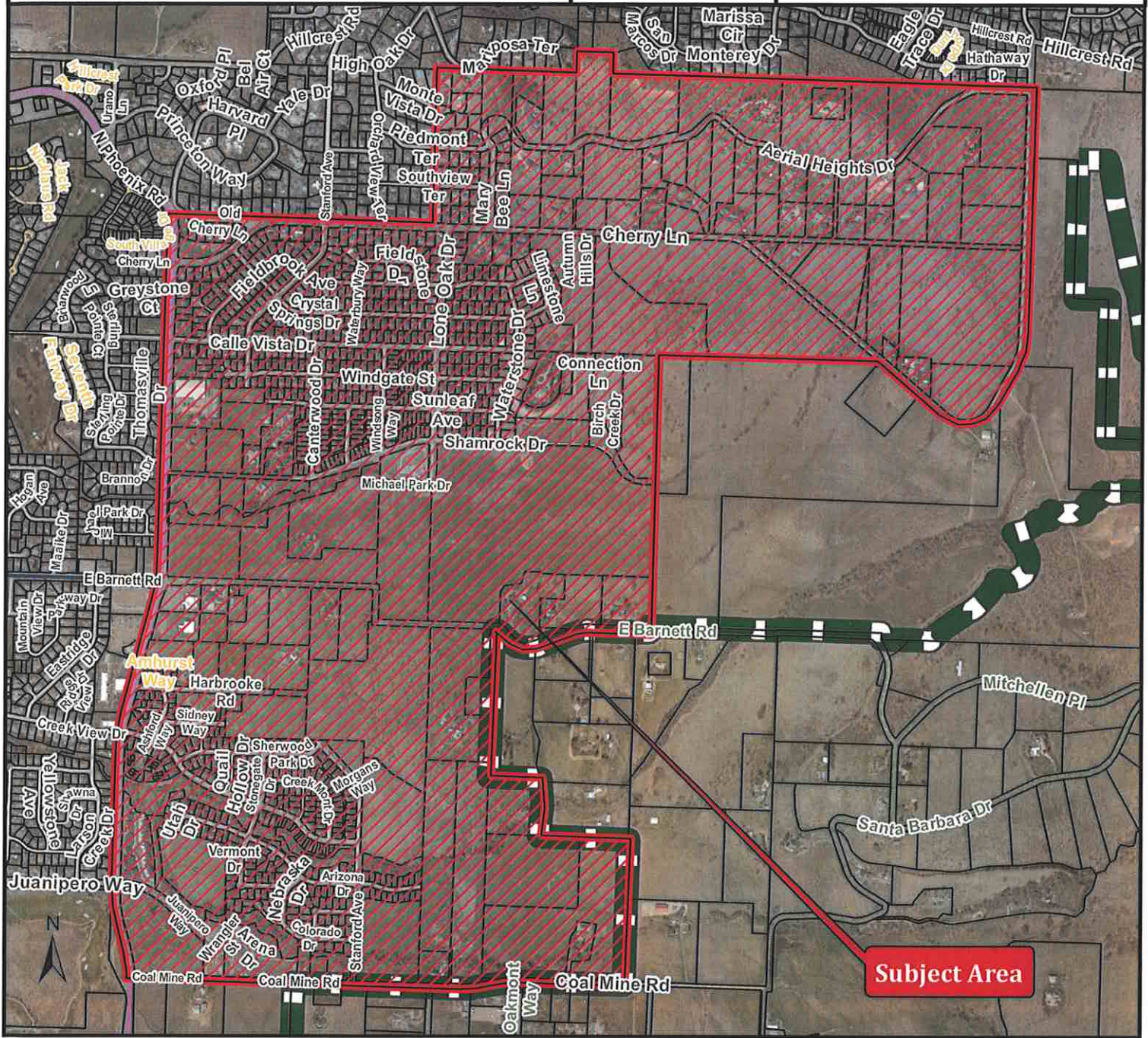
tlr/Attachments (criteria, map, Zoom instructions)

**LAND DEVELOPMENT CODE AMENDMENT APPROVAL CRITERIA
FROM SECTION 10.218 OF THE *MEDFORD LAND DEVELOPMENT CODE***

The Planning Commission shall base its recommendation and the City Council its decision on the following criteria:

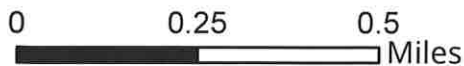
- (A) Explanation of the public benefit of the amendment.
- (B) The justification for the amendment with respect to the following factors:
 - (1) Conformity with goals and policies of the Comprehensive Plan considered relevant to the decision.
 - (2) Comments from applicable referral agencies regarding applicable statutes or regulations.
 - (3) Public comments.
 - (4) Applicable governmental agreements.

[Added Sec. 88, Ord. No. 2018-64, June 21, 2018 (effective July 23, 2018).]



Project Name:
Southeast Plan Amendment

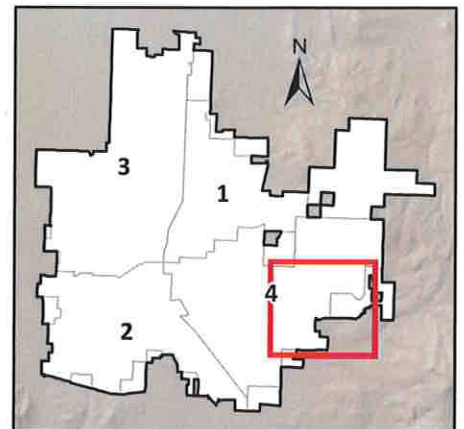
Map/Taxlot:
Southeast Plan Area



Legend

-  Subject Area
-  Tax Lots

Date: 2/24/2021



How to raise your hand in Zoom

During a meeting, click on the icon labeled "Participants" at the bottom center of your PC screen.

At the bottom of the window on the right side of the screen, click the button labeled "Raise Hand."



Click "Raise Hand" if you want to say something in the meeting. Zoom

Your digital hand is now raised. Lower it by clicking the same button, now labeled "Lower Hand."

The same method can be used to raise your hand in a Zoom meeting on a mobile device, simply tap "Raise Hand" at the bottom left corner of the screen. The hand icon will turn blue and the text below it will switch to say "Lower Hand" while your hand is raised.

Zoom allows users to **dial** into meetings directly from a **phone**, without the use of an application. In such cases, if the participant wishes to **raise their hand** while in a meeting on a **phone**, they must **dial *9** on their **phone's dial pad**. To lower their **hand**, the participant must once again **dial *9** in the **phones dial pad**.

How to Unmute / Mute:

If the host gives you permission, you can unmute and talk during the webinar. All participants will be able to hear you. If the host allows you to talk, you will receive a notification.



Note: You can still access the audio settings by click on the ^ arrow next to the Unmute/Mute button.

Zoom allows users to **dial** into meetings directly from a **phone**, without the use of an application. In such cases, if the participant wishes to **unmute** while in a meeting on a **phone**, they must **dial *6** on their **phone's dial pad**. To mute, the participant must once again **dial *6** in the **phones dial pad**.